





BX8862 6 to 6 Coiled Cable Kit



WARNING: Incorrect wiring may result in blown fuses, damaged wiring, fire, or bodily injury. Blue Ox® recommends installation of this kit by a trained professional. Blue Ox® will not be responsible for any personal property damage, or bodily injury caused by incorrect wiring or misuse of this product.

Item No.	Part No.	Description	Qty.
1	294-1111	6 to 6 Coiled Electrical Cable	1
2	294-0902	Black Plastic 6 Pin Connector	1

TROUBLE SHOOTING

PROBLEM - LIGHTS WORK CORRECTLY BUT ARE DIM AND/OR ACTIVATES ANOTHER LIGHT.

POSSIBLE CAUSES/SOLUTIONS:

- A. Bad, loose or faulty ground on either or both vehicles. Pay special attention that the ground is solid.
- B. Short circuit in the system on either or both vehicles.
- C. Towing vehicle alternator too small.
- D. Towing vehicle wiring is too light to handle extra power requirements.
- E. Towing vehicle may require a heavy duty flasher unit to handle the extra load.

PROBLEM - DOESN'T WORK WHEN ACTIVATING BLINKER, TAIL LIGHTS OR BRAKES.

POSSIBLE CAUSES/SOLUTIONS:

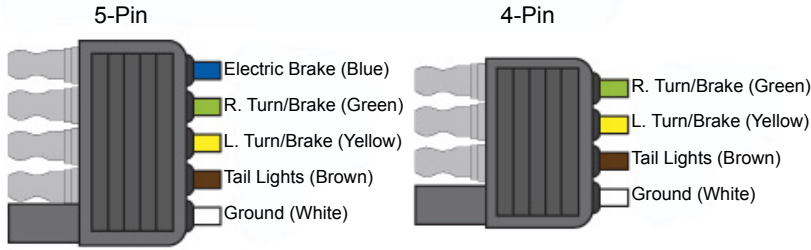
- A. Wiring error to the bulb and sockets.
- B. Bad, loose or faulty ground on either or both vehicles. Pay special attention that the ground is solid.
- C. Fuse in towing vehicle is blown. Check continuity of all wires to ground to be sure harness is not short circuited.
- D. Bad connection between female and male plugs. Check for solid connection.

© 2022 Blue Ox
One Mill Road, Industrial Park
Pender, Nebraska 68047
Phone: (402) 385-3051
Fax: (402) 385-3360
www.blueox.com

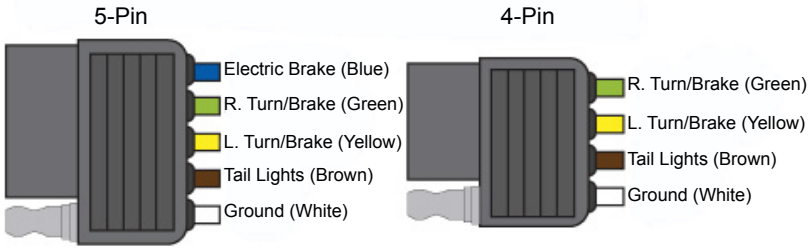


Wiring Reference Sheet

Trailer Side

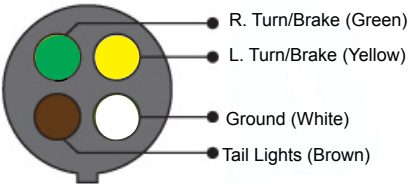


Vehicle Side



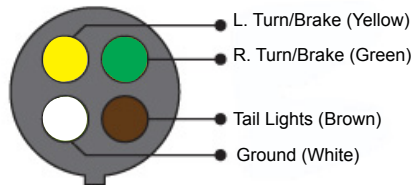
Vehicle Side (Socket)

4-Pin Round



Trailer Side (Plug)

4-Pin Round



Back Side Shown

Trailer Wiring Color Code		Where To Attach - Trailer Side	Where To Attach - Vehicle Side	Suggested Minimum Wire Gauge	Color	Function	Connector
4 Way & 5 Way	6 Way & 7 Way	Trailer's right turn signal	Right turn of vehicle's wiring harness	16	Green	Right Turn	4 Way 5 Way 6 Way 7 Way
		Trailer's left turn signal	Left turn of vehicle's wiring harness	16	Yellow	Left Turn	
		Trailer ground point - metal, uncoated, rustproof	Vehicle ground point - metal, uncoated, rustproof	12	White	Ground	
		Trailer's taillights	Taillight of vehicle's wiring harness	18	Brown	Tail / Marker	
		Break away switch	Electric brake control, power for brakes	18	Blue	Brake	
		Break away kit, interior lights and battery charger.	Fuse block or FUSED battery Lead	12	Red (or Black)	Battery	
		Back up lights (if available) / Hydraulic coupler.	Back up circuit of vehicle's wiring harness	16	Purple	Back Up	

This chart is a typical guide, wire colors may vary based on manufacturers. Use a circuit tester to verify connections.

